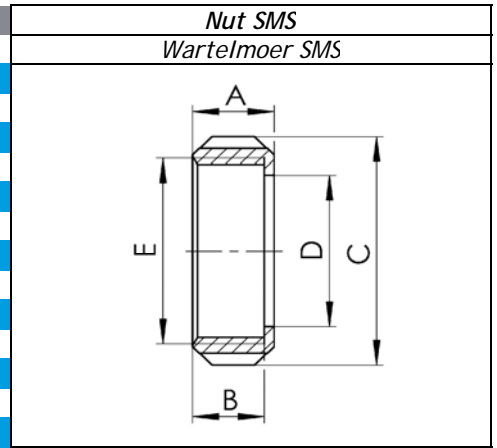
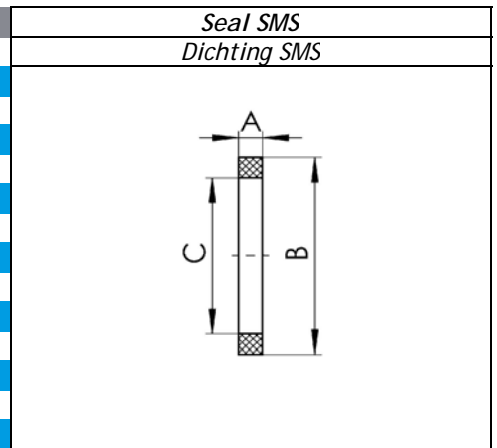


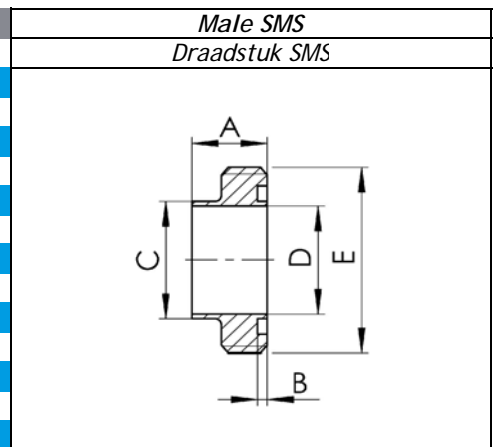
NW	A	B	C	D	E
1"	19	15	51	32	Rd 40x1/6"
1,5"	25	21	74	48	Rd 60x1/6"
2"	26	21	84	60,5	Rd 70x1/6"
2,5"	30	25	100	74	Rd 85x1/6"
3"	31	26	114	87	Rd 98x1/6"
4"	32	27	154	117	Rd 132x1/6"



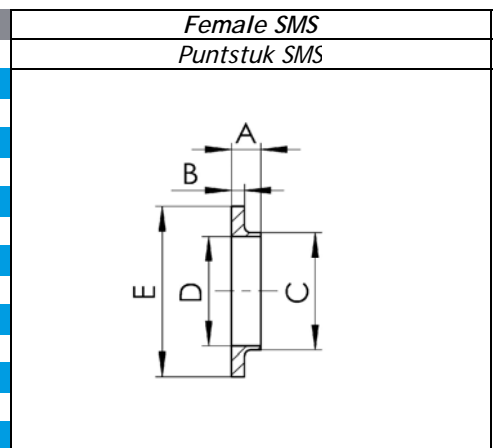
NW	A	B	C	D	E
1"	5,5	32	25		
1,5"	5,5	48	38		
2"	5,5	61	51		
2,5"	5,5	73,5	63,5		
3"	5,5	86	76		
4"	5,5	114	101,6		

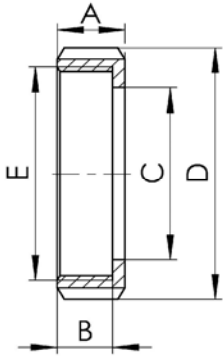


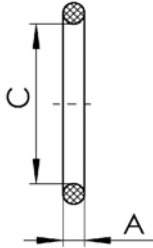
NW	A	B	C	D	E
1"	15	3	25,6	22,9	Rd 40x1/6"
1,5"	20	3	38,6	35,1	Rd 60x1/6"
2"	20	3	51,6	48	Rd 70x1/6"
2,5"	24	3	64,1	60,5	Rd 85x1/6"
3"	24	3	76,6	72,1	Rd 98x1/6"
4"	25	3	102,5	97,6	Rd 132x1/6"

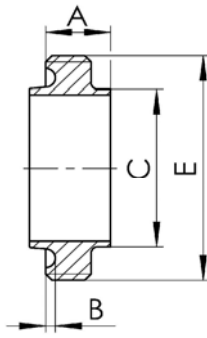


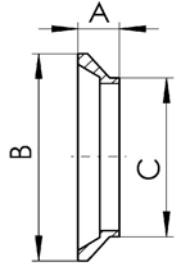
NW	A	B	C	D	E
1"	7,5	3,5	25,6	22,9	35,5
1,5"	9	4	38,6	35,1	55
2"	9	4	51,6	48	65
2,5"	9	4	64,1	60,5	80
3"	10	5	76,6	72,1	93
4"	12	6	102,5	97,6	127



<i>Nut RJT</i> <i>Wartelmoer RJT</i>	NW	A	B	C	D	E
	1"	22	18	33,3	57	Rjt 45,7x1/8"
	1,5"	22	18	46	72	Rjt 58,4x1/8"
	2"	22	18	58,7	86	Rjt 72,7x1/6"
	2,5"	22	18	71,5	100	Rjt 85,4x1/6"
	3"	22	18	84	114	Rjt 98,1x1/6"
	4"	22	18	110	142	Rjt 123,1x1/6"

<i>Seal RJT</i> <i>Dichting RJT</i>	NW	A	B	C	D	E
	1"	6,6		26,8		
	1,5"	6,6		39,4		
	2"	6,6		52,1		
	2,5"	6,6		64,9		
	3"	6,6		77,4		
	4"	6,6		102,9		

<i>Male RJT</i> <i>Draadstuk RJT</i>	NW	A	B	C	D	E
	1"	22,2	4,8	25,8		Rjt 45,7x1/8"
	1,5"	22,2	4,8	38,5		Rjt 58,4x1/8"
	2"	22,2	4,8	51,2		Rjt 72,7x1/6"
	2,5"	22,2	4,8	63,9		Rjt 85,4x1/6"
	3"	22,2	4,8	76,6		Rjt 98,1x1/6"
	4"	27	4,8	102		Rjt 123,1x1/6"

<i>Female RJT</i> <i>Puntstuk RJT</i>	NW	A	B	C	D	E
	1"	12,7	41,3	25,8		
	1,5"	12,7	54	38,5		
	2"	12,7	66,7	51,2		
	2,5"	12,7	75,4	63,9		
	3"	12,7	92,1	76,6		
	4"	25,4	117,8	102		

NW	A	B	C	D	E	Nut IDF Wartelmoer IDF
1"	30		30,5	48		
1,5"	30		43,5	64		
2"	30		57	77		
2,5"	30		70	91		
3"	30		83	106		
4"	35		112	135		

NW	A	B	C	D	E	Seal IDF Dichting IDF
1"	7	32,5	25			
1,5"	7	46	38			
2"	7	59,5	51			
2,5"	7	73	63,5			
3"	7	86,5	76,1			
4"	9,5	119	101,6			

NW	A	B	C	D	E	Male IDF Draadstuk IDF
1"	21,5		26		Tr 37,1x1/8"	
1,5"	21,5		39		Tr 50,6x1/8"	
2"	21,5		52		Tr 64,1x1/8"	
2,5"	21,5		64		Tr 77,6x1/8"	
3"	21,5		77		Tr 91,1x1/8"	
4"	21,5		103		Tr 125,9x1/6"	

NW	A	B	C	D	E	Female IDF Puntstuk IDF
1"	21,5	33,8	25,6			
1,5"	21,5	47	38,6			
2"	21,5	60,5	51,6			
2,5"	21,5	74	64,1			
3"	21,5	87,5	76,6			
4"	21,5	114,1	102,5			